



# GIMA

PROFESSIONAL MEDICAL PRODUCTS

Gima S.p.A.  
Via Marconi, 1 - 20060 Gessate (MI) Italy  
gima@gimaitaly.com - export@gimaitaly.com  
[www.gimaitaly.com](http://www.gimaitaly.com)

## **PALLONE RIANIMATORE MONOUSO DISPOSABLE RESUSCITATOR BAG INSUFFLATEUR DE REANIMATION MONOUSAGE BALON DE REANIMACION MONOUSO**

**Manuale d'uso - User manual  
Manuel de l'utilisateur - Guía de uso**



**ATTENZIONE:** Gli operatori devono leggere e capire completamente questo manuale prima di utilizzare il prodotto.  
**ATTENTION:** The operators must carefully read and completely understand the present manual before using the product.  
**AVIS:** Les opérateurs doivent lire et bien comprendre ce manuel avant d'utiliser le produit.  
**ATENCIÓN:** Los operadores tienen que leer y entender completamente este manual antes de utilizar el producto.

M34277-M-Rev.4, 10.18

**REF 34277 - 34248 - 34249**



Gima S.p.A.  
Via Marconi, 1  
20060 Gessate (MI) Italy  
Made in Taiwan



**CE 0476**



**Product Description:**

Gima Manual Resuscitator is designed for use as an adjunct to artificial respiration and cardiopulmonary resuscitation. The resuscitator can be used to ventilate the apnoeic patient and to augment ventilation and oxygen delivery to the spontaneously breathing patient. The designs are also different according to adult, child and infant by using different compressing frequency. They also come with different sizes to meet all patients' need for oxygen.

***Instruction for use***

- Connect the oxygen tube to an adjustable oxygen source.
- In case it is connected to a reservoir, adjust the oxygen emission so that the reservoir completely expands during inhalation and almost completely empties during expiration thus recharging the bag.
- Before using the product, check for its efficiency preferably connecting it to a test lung; check that the connections, the reservoir, if present, and the valves complete the whole ventilation cycle correctly.
- In case of need connect the face mask to the opposite connector.
- Follow the necessary ventilation and cardiac resuscitation.
- Press the bag and observe the thorax expand during inhalation.
- Release the pressure on the bag and observe the thorax reduce during expiration.

**While ventilating check for:**

- Cyanosis symptoms.
- The correctness of the applied ventilation method.
- The airway pressure.

- The correct operation of all valves.
- The correct operation of the reserve and the oxygen tube.

During ventilation the non-return valve could contaminate with vomit, blood or other secretions. In this case, stop ventilation and proceed as follows:

- Rapidly compress the bag several times so that to expel the substance through strong jets of air.

If the non return valve is not clean yet:

- Dip the valve in the water and rapidly compress the bag several times with strong jets of air.
- If the valve is still obstructed, throw out the bag.

### Prescriptions

- Do not use the bag in presence of toxic substances.
- Remove the oxygen reserve and the supplementary valve if oxygen is not being given. The non-removal reduces the recharge speed and consequently the ventilation frequency.
- Do not give supplementary oxygen in presence of free flames.
- Do not use oil, grease or other hydrocarbon containing substances on the bag and its components. The supplementary oxygen, given under pressure, can cause explosions if mixed with hydrocarbons.
- The use of this device is reserved to qualified medical personnel trained in lung ventilation and cardiac resuscitation advanced techniques.
- Before using the device on patients, make sure you are able to assemble, disassemble and use it.
- During ventilation, always check the airways pressure with a pressure gauge

### Specification

#### Connectors:

patient port	15 mm I.D.(F)/22 mm O.D.(M)
SILICONE BAG INLET	23 mm I.D.(M)
reservoir valve	23 mm I.D.(F) (to silicone bag inlet) 25 mm O.D.(M) (to oxygen reservoir)

supplemental gas

inlet 6 mm O.D.(M)

#### Shelf Life

**5 years**

#### Dead Space:

non-rebreathing valve	7ml
adult mask	150ml
child mask	95ml
infant mask	28ml

#### Pressure Relief Valve:

Child and infant	40 ± 5cmH <sub>2</sub> O
Adult	60 ± 10cmH <sub>2</sub> O

	Bag volume	Stroke volume	Reservoir volume	Suitable body weight
<b>Adult Model</b>	1600ml	700ml	2500ml	> 30 kg
<b>Child model</b>	500ml	300ml	2500ml	7-30 kg
<b>Infant model</b>	280ml	150ml	500ml	<7 kg

Stroke volume of 1350ml can be achieved using two hands

#### Minimum Cycle Rate

Adult	20 breaths/min
Child	20 breaths/min
Infant	40 breaths/min

#### Oxygen Concentration:

with reservoir	99%
without reservoir	45% (adult and child models) 90% (infant model)

The performance characteristics for Manual Resuscitators will vary from user to user depending on a variety of factors: ambient temperature, patient lung compliance, ventilatory frequency, size of operator's hands.

**Maximum Ventilatory Rates**

	-18°C (0°F) Cycle Rate	22°C (72°F) Cycle Rate	22°C (72°F) Cycle Rate
Adult	20	20	20
Child A	30	30	30
Child B	20	20	20
Infant A	60	60	60
Infant B	40	40	40

**The results were obtained under the following conditions:**

Adult: Vr-600mL, Compliance 0.02L/cmH<sub>2</sub>O, Resistance 20cm H<sub>2</sub>O/L/s

Child A: Vr-70mL, Compliance 0.01L/cmH<sub>2</sub>O, Resistance 20cm H<sub>2</sub>O/L/s

Child B: Vr-300mL, Compliance 0.01L/cmH<sub>2</sub>O, Resistance 20cm H<sub>2</sub>O/L/s

Infant A: Vr-20mL, Compliance 0.001L/cmH<sub>2</sub>O, Resistance 400cm H<sub>2</sub>O/L/s

Infant B: Vr-70mL, Compliance 0.01L/cmH<sub>2</sub>O, Resistance 20cm H<sub>2</sub>O/L/s

The correct ventilation frequency may vary, please follow current ventilation frequencies as recommended by major specialist associations.

**Range of delivery pressure**

Adult: 60±10cm H<sub>2</sub>O maximum (can be overridden by operator)

Child and infant: 40±5 cm H<sub>2</sub>O maximum (can be overridden by operator)

**Indication for use:**

Gima single use manual resuscitators are indicated to temporarily augment ventilation in patients.












Gima Silicone manual Resuscitators are intended to provide emergency ventilation or ventilation during patient transport, with air or air enriched with oxygen. The infant model is intended for patients weighing up to 10 kg, the child model is intended for patients weighing between 10 and 30 kg, and the adult model is intended for patients weighing more than 30 kg.

**Warning:**

1. The product should be placed in a dry and clean place and sealed conditions.
2. The operator should be trained and know the skill in CPR resuscitation.

**Precautions:**

- The patient should be closely monitored by qualified medical personnel when using this device.
- This product is hygienically packed.
- Disposable product.

Symbols					
	Product complies with European Directive		Product code		Expiration date (see box / package)
	Read instructions carefully		Manufacturer		Keep in a cool, dry place
	Please read instructions carefully		Date of manufacture		Keep away from sunlight
	Lot number		Disposable device, do not re-use		